

Intracom VCOM Key Selector Color Contrast

Log into the Intracom VCOM Admin VIA web browser: <http://{VCOM Matrix IP address}>

Intracom VCOM Web Portal

Below are links to the System Administration and the WebRTC Control Panel.

System Administration

Type	Talk/Listen Name	Listen Only Name	Login Name	Login Password	Description	PL	Lastname	Selector Assignable Template
VCP	Windows Desktop	Cortina	Cortina	1234	Cortina Radio callin			Yes
VCP	Google Android	Dana H	dhanhdy	SHARONDS	Dana Harding Essential Tele			Yes
VCP	Google Android	Francine Analyst	analyst		Francine Analyst			Queue 6
VCP	Google Android	IBC Analyst	IBC	IBC Analyst				Queue 6
VCP	Windows Desktop	Janet Analyst	JAnalyst	analyst	Janet Analyst			Queue 6
VCP	Windows Desktop	Kath M	kathm	KATHM	Kath M Essential Telecom			Yes
VCP	Apple iOS	Ken	ken	Ken Shofsky				Yes
VCP	Apple iOS	Marianne Padavano	Marianne_A	MPC16	Marianne Padavano			Yes
VCP	Windows Desktop	Vocality	vocalite	VOCALITY	Vocality test account			Yes
SP	Skype	SP-Track 1	sp-track1	sp-track	SP-Track 1			Yes
VIDEO	RTSP Video Stream	Ji Jazawa	Ji Jazawa	JANKESTUD	Pointer to a local file server.			Yes
VIDEO	RTSP Video Stream	Procedural	Procedural					Yes

- Monitor the status of the Virtual Matrix
- Add and configure clients
- Assign selectors
- View diagnostic logs

Control Panel

- Push-to-talk with other clients
- Watch multiple video streams simultaneously
- Rearrange windows in your control panel
- Geolocate other clients

User: admin
Password: None (default)

Login

Login Name:

Login Password:

Auto-Login: ON OFF

If you can not log into the Virtual matrix, verify the virtual Matrix IP address is correct.

Configuration

Virtual Matrix IP Address:

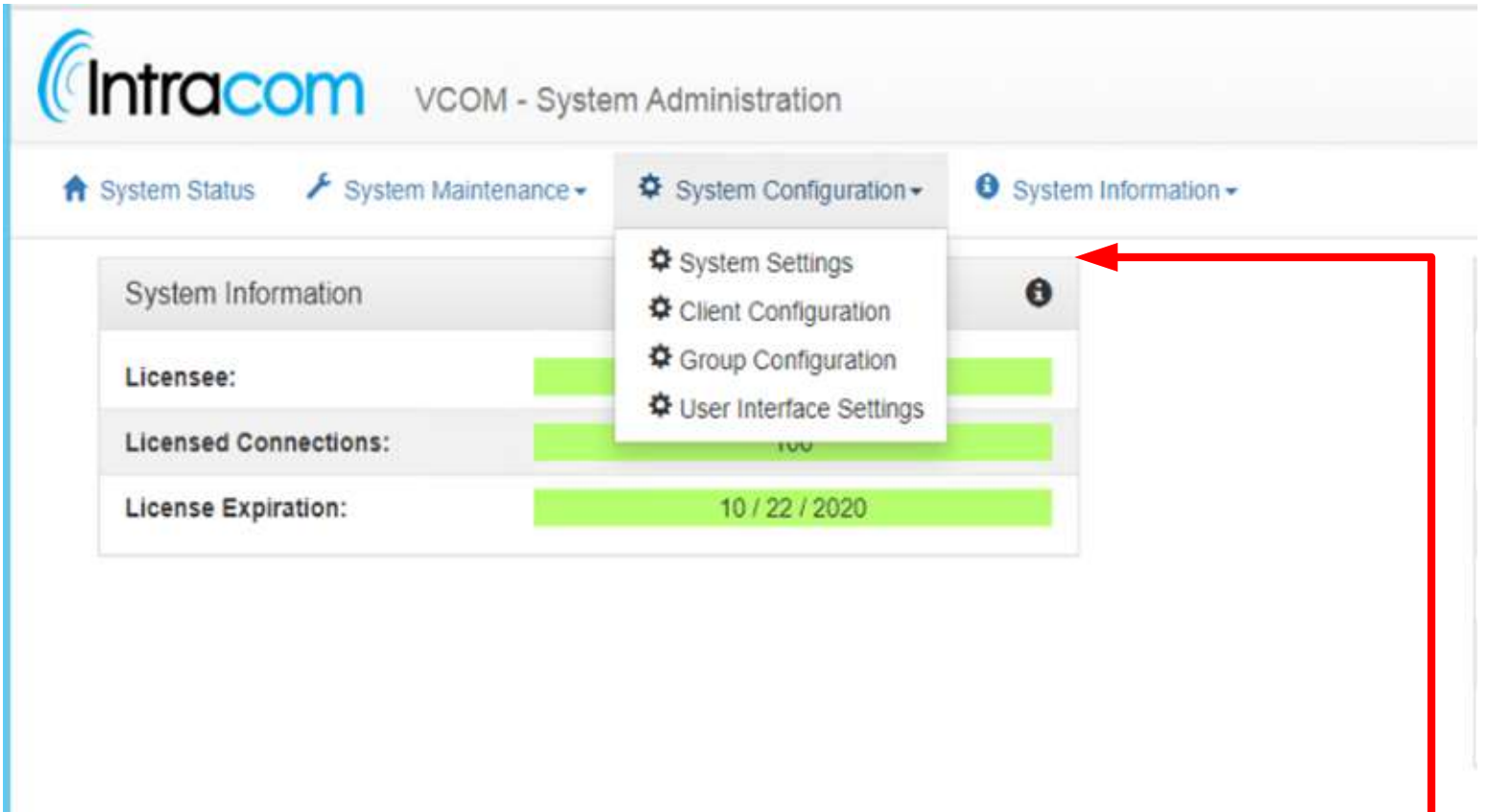
Port:

HTTPS: ON OFF

Certificate:

IP address of the virtual matrix

Intracom VCOM Key Selector Color Contrast



Enter into the System Settings

Intracom VCOM Key Selector Color Contrast

 Save

PBX Primary Server Host Name:

PBX Secondary Server Host Name:

Voice Activity Indication

Background

Text


PBX Primary Server Host Name:

PBX Secondary Server Host Name:

Voice Activity Indication

Background

Text



Click here to change the text color.

PBX Settings


PBX Primary Server Host Name:

PBX Secondary Server Host Name:

Voice Activity Indication

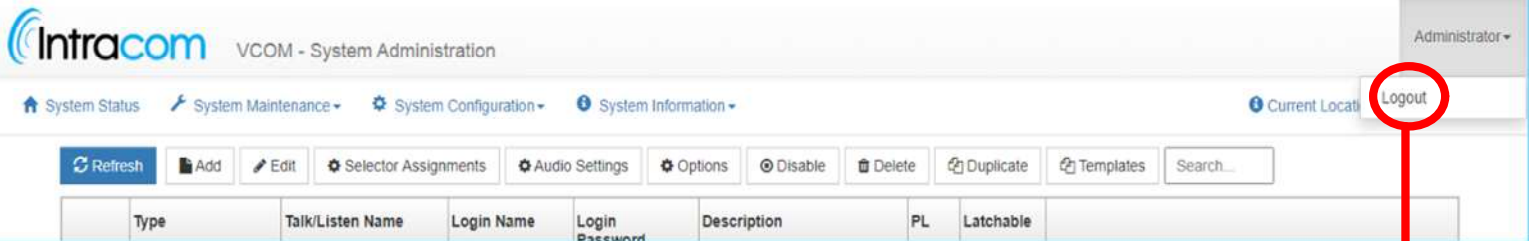
Background

Text



Click here to change the background color.

Intracom VCOM Key Selector Color Contrast



**Logout of the System
Administration Program**