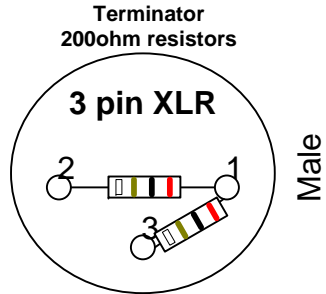
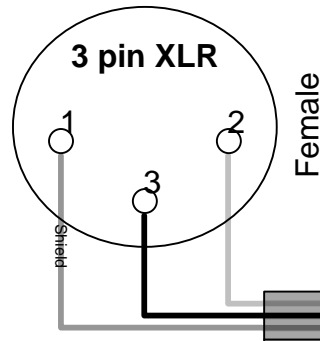


# Telex RTS SSA-324 Converter 4-wire to 2-wire

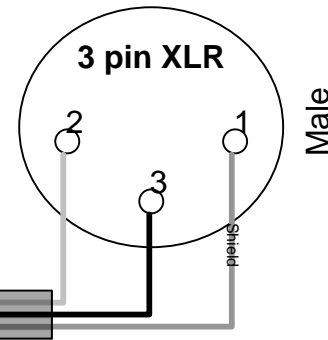
## Telex Intercom Loop Port



## Telex Intercom Port



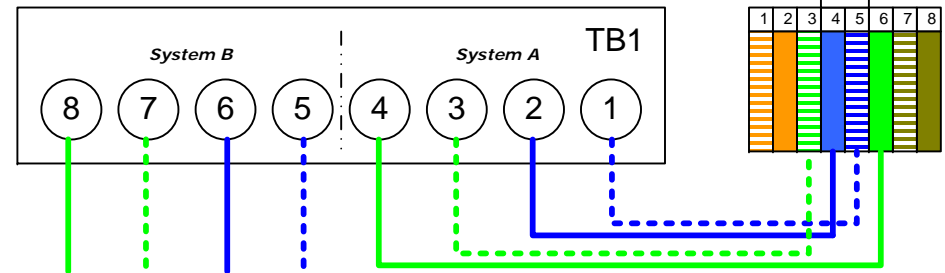
## SSA-324 Intercom



Belden 8412

## SSA-324

## RJ45 568B



Front Channel  
Select

Engaged

Rear  
Balanced

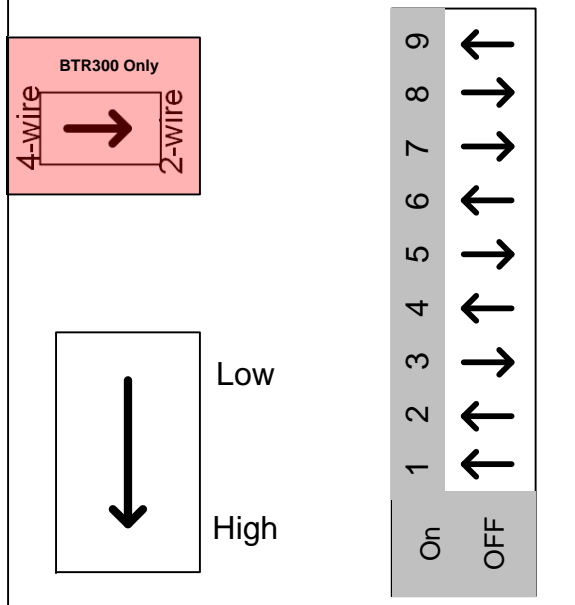
Disengaged

### Front Dials Beginning Points

To RTS = Set towards CCW  
 From RTS = Set to midway to CW  
 Duck Level = Set to CW  
 Med - (*Resistance*) = Set to midway  
 Low - (*Inductive*) = Set to Midway  
 High - (*Capacitive*) = Set to CCW

To RTS – will help with the  
return VCOM echo.

## Internal BTR200/300 Switches



External  
Intercom

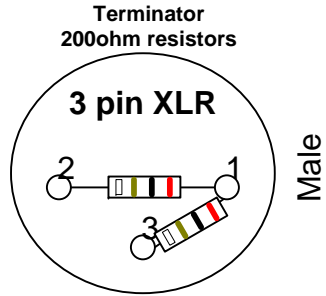
Engaged

Aux  
Audio

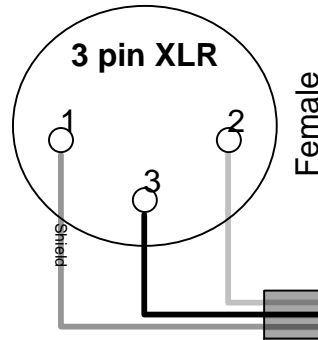
Disengaged

# Telex RTS SSA-424 Converter 4-wire to 2-wire

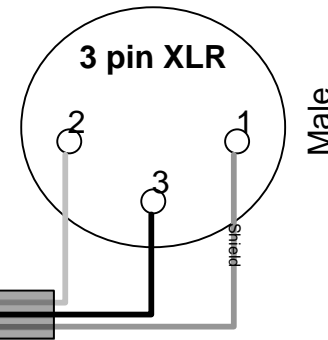
## Telex Intercom Loop Port



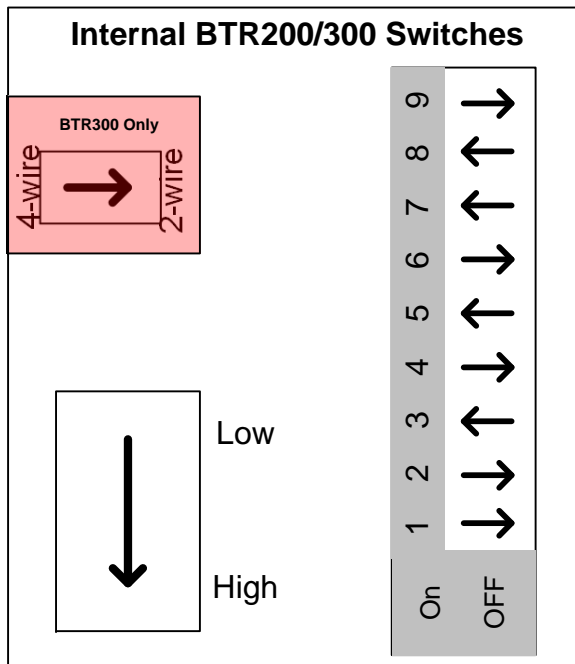
## Telex Intercom Port



## SSA-424 Intercom



Belden 8412



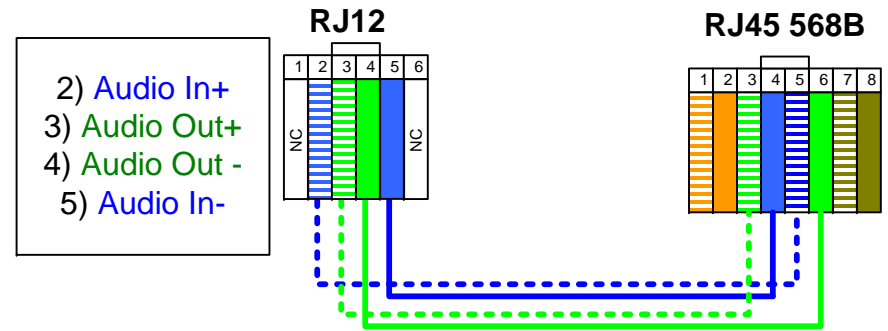
External Intercom

Engaged

Aux Audio

Disengaged

## SSA-424



### Front Panel Settings

